

## TECHNICAL INFORMATION

FOR PROFESSIONAL USE ONLY

### LIGHT Polyester Putty

#### PRODUCTS

LIGHT – Light Filling Polyester Putty  
Hardener for the Polyester Putty

#### PRODUCT DESCRIPTION

2K lightweight polyester putty for car repairs:

- ✓ Very good sanding properties.
- ✓ Easy to mix and apply.
- ✓ Low specific gravity

Color – Light green.

Gloss Grade – Matt.

Density – 1,27 (+/- 0,03) kg/l.

#### VOLATILE ORGANIC COMPOUNDS

VOC for the mixture = 115 [g/l]

The share of VOC is below 250 g/l. These products meet the EU directive (2004/42/EC) that sets the VOC value for its category (IIB), at 250 g/l.

#### SURFACE PREPARATION


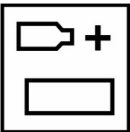




The product has very good adhesion to various surfaces. It can be applied over:

- ✓ Bare steel and aluminum after flatting and degreasing.
- ✓ Zinc coated steel after flatting and degreasing.
- ✓ Sanded glass fibre (GFK/GRP), polyester putties, acrylic and epoxy primers and existing coatings in good condition.

We recommend sandpaper with gradations: P80÷P120.

**Caution:** Do not apply the putty directly on the reactive primers, 1K acrylic and nitrocellulose products.

## APPLICATION PROCESS

	<p><b>USE</b> Soft polyester putty for car repairs.</p>				
	<p><b>Mixing ratio</b>                      <b>by weight</b></p> <table border="0"> <tr> <td>Putty</td> <td>100 parts</td> </tr> <tr> <td>Hardener</td> <td>2 parts</td> </tr> </table> <p>Stir thoroughly until achieving homogenous paste. Be careful not to create air inclusions.</p>	Putty	100 parts	Hardener	2 parts
Putty	100 parts				
Hardener	2 parts				
	<p><b>Layer thickness</b> Putty can be applied in several thin coats. After each of them the product should cure. Do not exceed the thickness of 5mm</p> <p><b>Pot life</b> is 4÷7 minutes at 20°C</p>				
	<p><b>Hardening time</b> 20÷30 minutes at 20°C.</p> <p>Temperature below 20°C significantly increases the hardening time.</p>				
	<p><b>IR drying</b> 10÷12 minutes of short waves. Do not exceed the temperature of 80°C. Do not exceed the temperature of 60°C with zinc coated surfaces. <b>Caution:</b> Wait about 5 minutes before the IR drying process.</p>				
	<p><b>Sanding</b></p> <ul style="list-style-type: none"> <li>- Coarse sanding (dry): P80÷P120,</li> <li>- Finishing sanding (dry): P120÷P320.</li> </ul>				

**FURTHER WORK**

Polyester putties can be over coated with:

- ✓ 2K polyester putties.
- ✓ 2K polyester spray fillers.
- ✓ 2K acrylic fillers.
- ✓ 2K epoxy fillers.

**GENERAL NOTES**

- ✓ Excessive amount of hardener will cause problems with bleaching of the topcoat!
- ✓ When working with 2K products, it is recommended to use personal protection equipment. Protect the eyes and respiratory system.
- ✓ Clean the guns and equipment immediately after use.
- ✓ The rooms should be well ventilated.

**Caution:** *To maintain safety, always follow the instructions given in the MSDS for the products.*

**STORAGE**

Store the product components in a sealed container, in dry and cool places, away from fire and heat sources, as well as direct sunlight.

**Caution:**

1. *Close the containers immediately after application*
2. *Protect the hardener from overheating!*

**WARRANTY PERIOD**

LIGHT Putty – 12 months from the Date of Manufacture.

Hardener for the polyester putty – 18 months from the Date of Manufacture.

**Important Information:**

The information contained in this document corresponds to our present knowledge and is a guide to our products and their uses.

Read all directions and warnings prior to using Troton products - Safety Data Sheets can be found online at [www.troton.com.pl](http://www.troton.com.pl) or will be sent according to your request: [troton@troton.com.pl](mailto:troton@troton.com.pl)

**Technical Information:** The technical information, recommendations and other statements contained in this document are based upon tests or experience that Troton believes are reliable, but the accuracy or completeness of such information is not guaranteed.

Many factors beyond Troton's control and uniquely within user's knowledge and control can affect the use and performance of a Troton product in a particular application. Given the variety of factors that can affect the use and performance of a Troton product, user is solely responsible for evaluating the Troton product and determining whether it is fit for a particular purpose and suitable for user's method of application.

**Limitation of Liability:** Except where prohibited by law, Troton will not be liable for any loss or damage arising from the Troton product, whether direct, indirect, special, incidental or consequential, regardless of the legal theory asserted, including warranty, contract, negligence or strict liability.

If used as instructed, this product is designed to comply with the European Volatile Organic Compound (VOC) Emission Standard for Automotive Refinish Coatings. Confirm compliance with your country, state and local air quality rules before use. The data on this sheet represent typical values. Since application variables are a major factor in product performance, this information should serve only as a general guide. Troton assumes no obligation or liability for use of this information.